



Georgetown University
Health Policy Institute
CENTER FOR CHILDREN
AND FAMILIES

Medicaid in Small Towns and Rural Florida: A Lifeline for Children, Families, and Communities

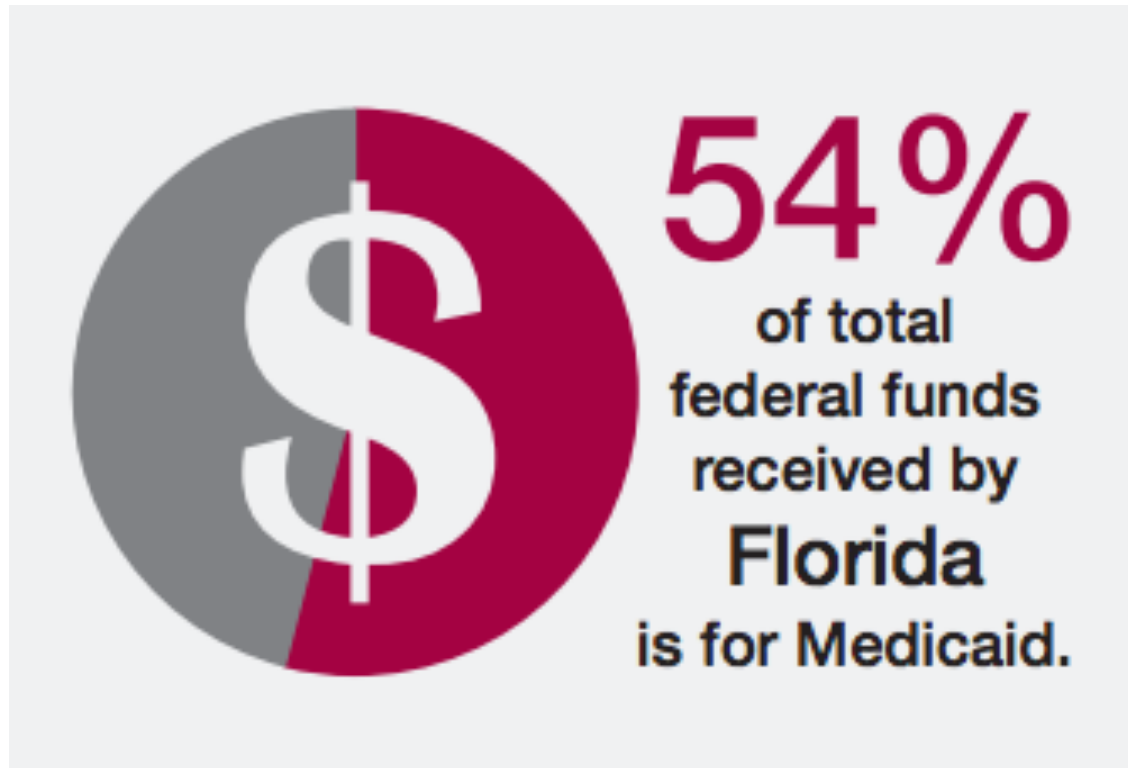
Joan Alker, Georgetown Center for Children and Families

Anne Swerlick, Florida Policy Institute

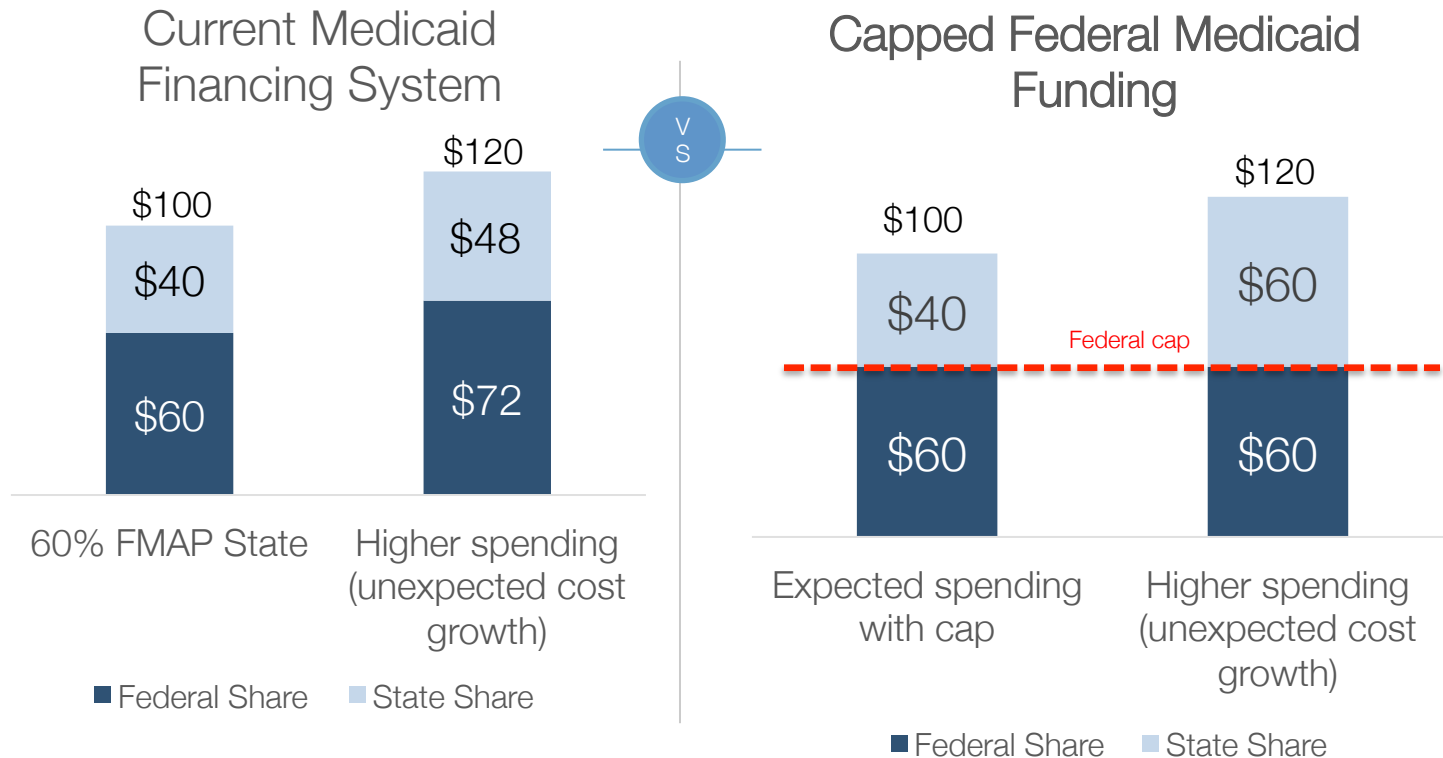
June 28, 2017

Federal Update

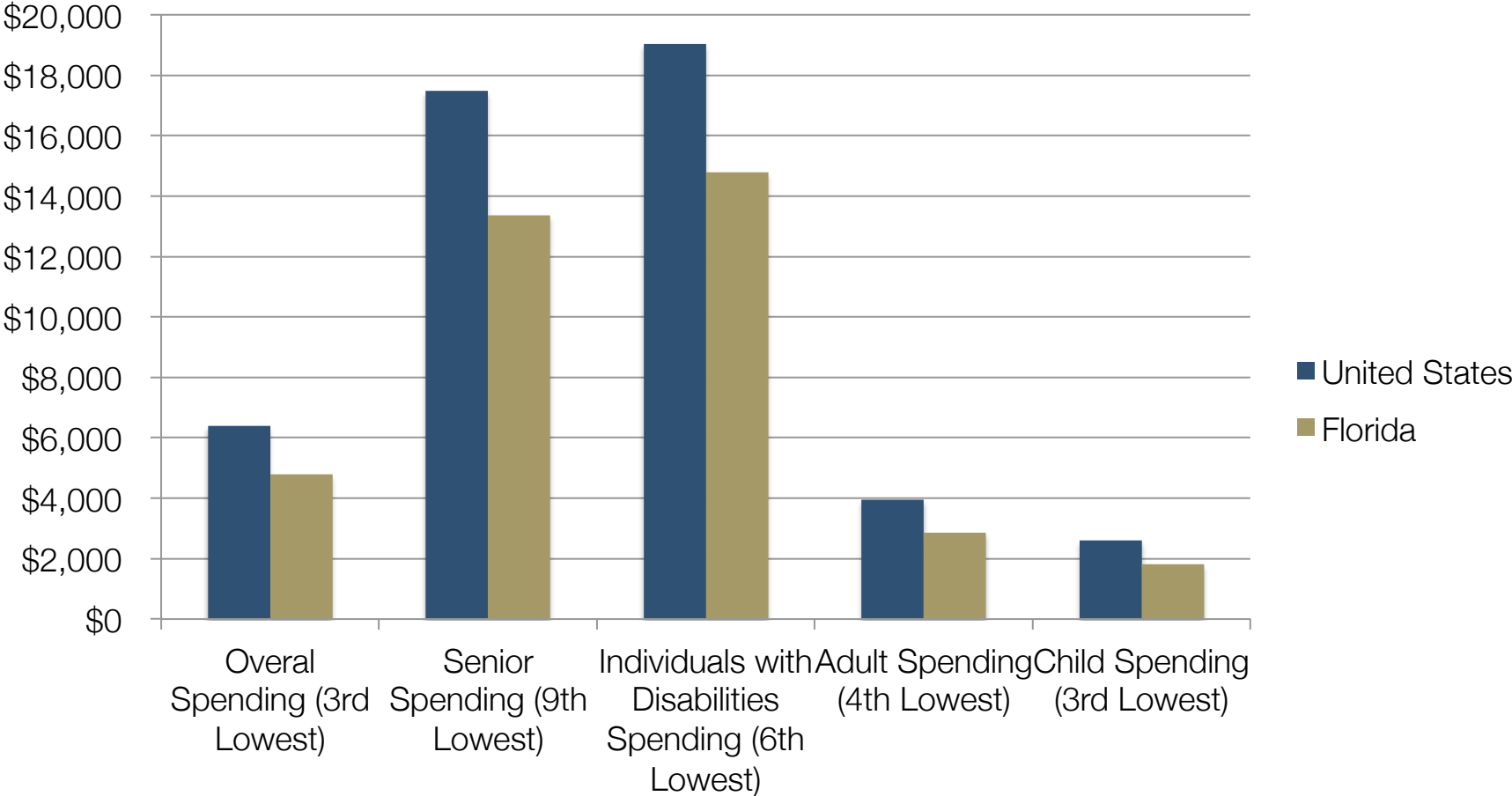
Medicaid is the Largest Source of Federal Funds that Florida Receives



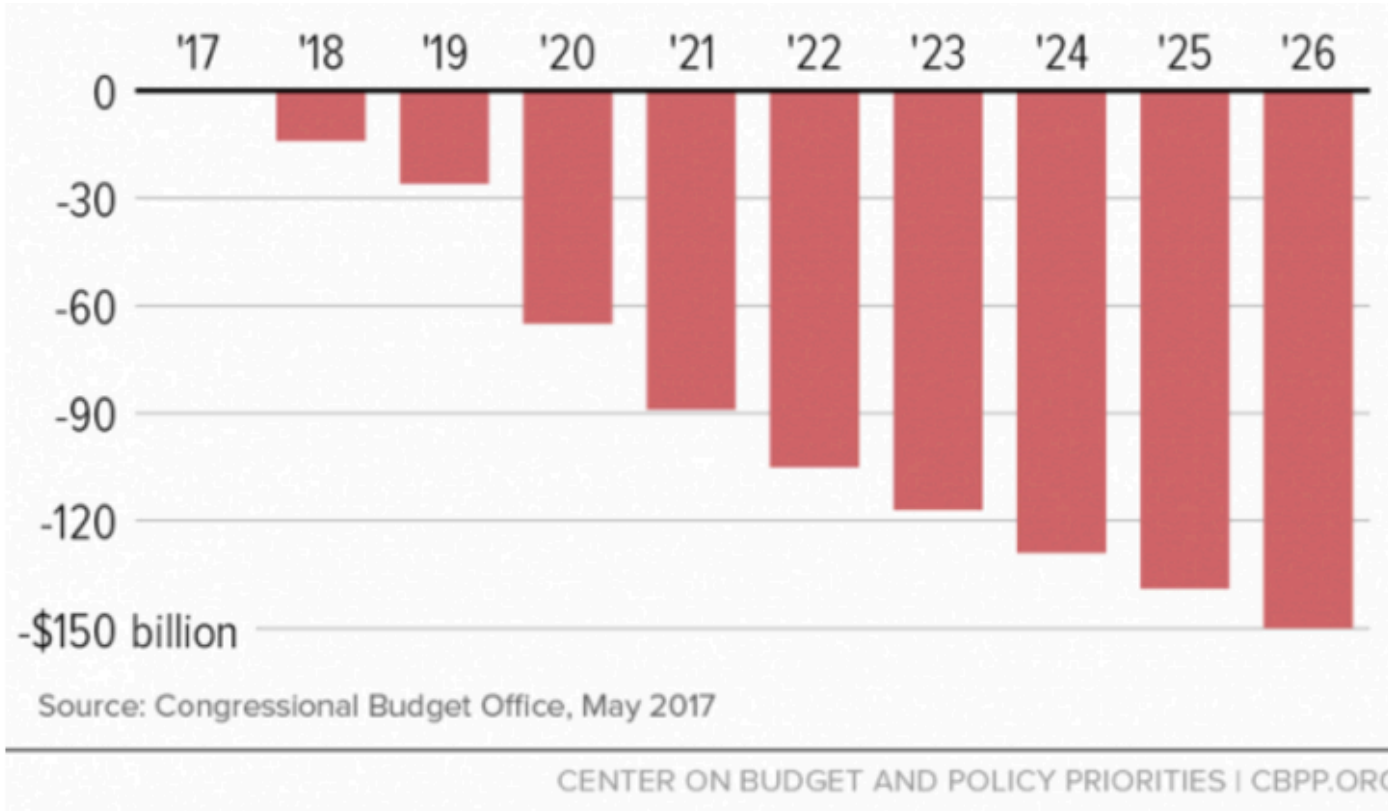
Block Grants/Per Capita Caps Shift Costs to States



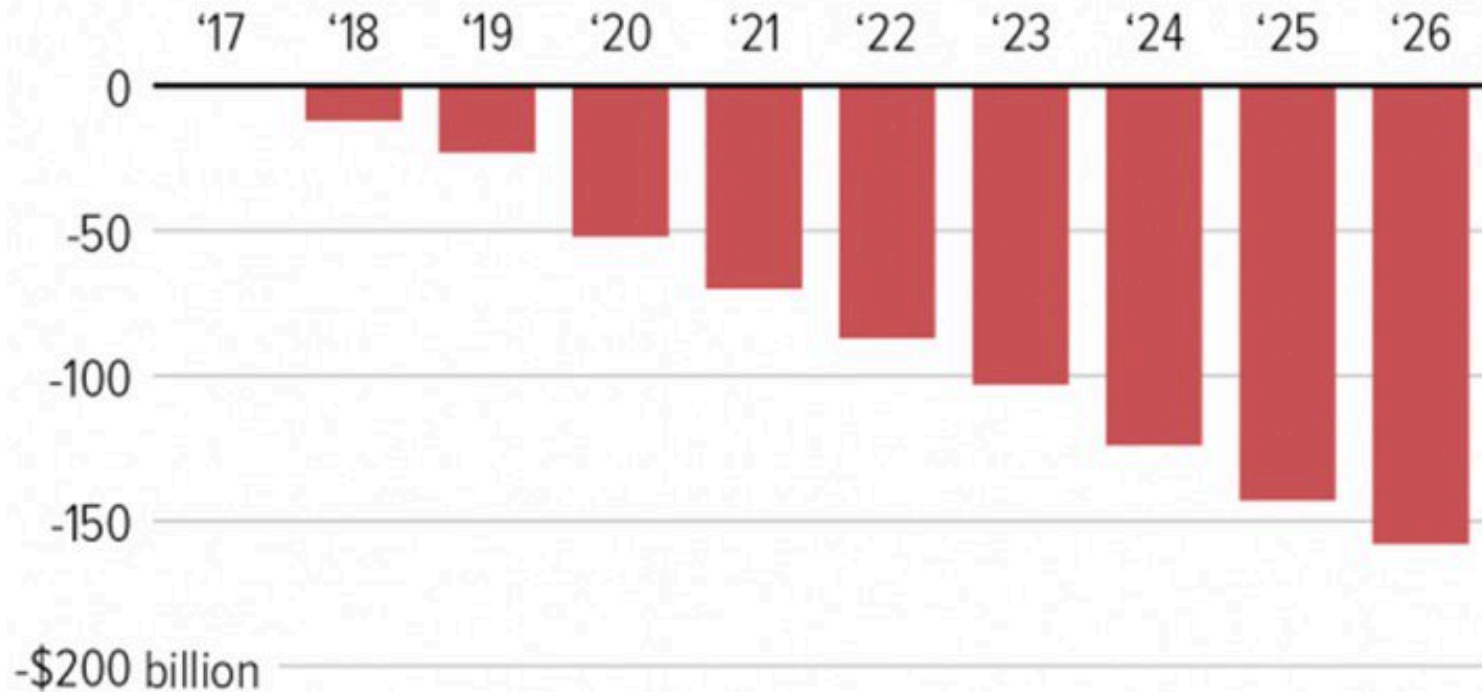
Florida is a Low Medicaid Spender



Medicaid Cuts Would Grow Under House Budget Plan



Senate Cuts Would Grow



Source: Congressional Budget Office, June 2017

CENTER ON BUDGET AND POLICY PRIORITIES | CBPP.ORG

Medicaid in Small Towns and Rural America

- This project is a joint effort with the University of North Carolina
- It was supported by the Pritzker Children's Initiative
- Additional Data on Florida and this webinar supported by a range of Florida funders



Rural Health

Background

- Populations that are disproportionately uninsured
- Data that separates children and adults
- County-level data available on our website at ccf.georgetown.edu
- Definition of small towns and rural areas = <50,000
- New data on the elderly included today

Findings

Medicaid is Very Important in Rural Communities

- Medicaid covers a larger share of children and adults in small towns and rural areas than metropolitan areas.

	Rural areas, 2014/15	Metropolitan areas, 2014/15
Children	45%	38%
Adults	16%	15%

Uninsured Children Declined

- The rate of uninsured children in small towns and rural areas declined in the majority of states (9% to 6% nationally) from 2008 to 2015. Florida declined more sharply ranking 6th in the country.

	Uninsured children, 2008/09	Uninsured children, 2014/15
U.S.	9%	6%
Florida	16%	9%

Medicaid/CHIP Enrollment Increased

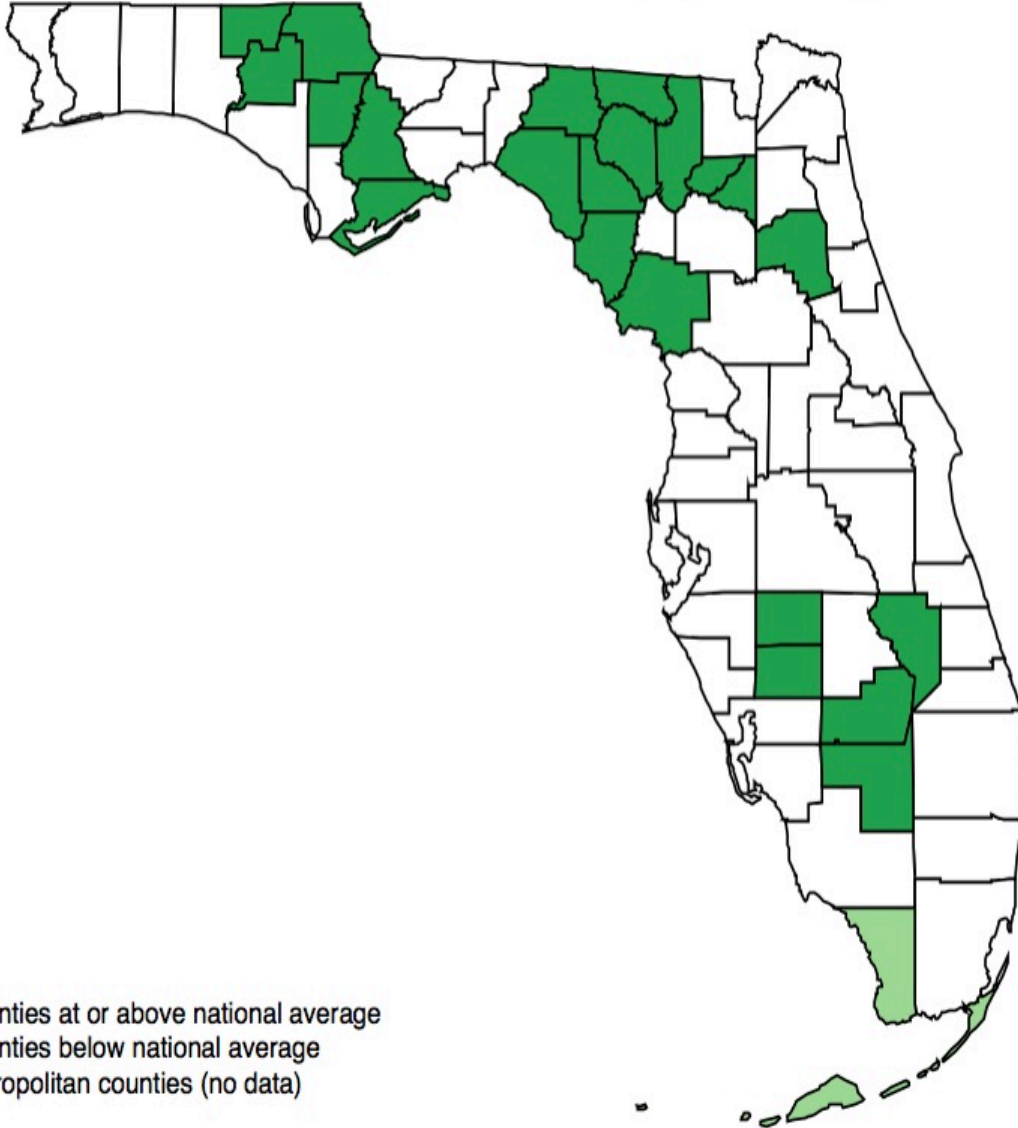
- At the same time, the percent of children with Medicaid increased in the majority of states (40% to 45% nationally).
- Florida saw a sharper increase from 43% to 57% in small towns and rural areas over this time period.

Uninsured Adults also Declined

- The decline in the rate of uninsured adults in rural areas declined from 24% to 16%.
- In Florida even though the state did not expand Medicaid the rate of uninsured adults dropped from 40% to 30% between 2008 to 2015.
- At the same time, the percent of adults with Medicaid coverage increased from 11% to 16%. Florida was similar with a increase from 10% to 17%

Where Do These Families Live in Florida?

Percent of Children with Medicaid Coverage in Small Towns and Rural Areas, by County, 2014/15



Florida Counties with Highest Share of Children on Medicaid

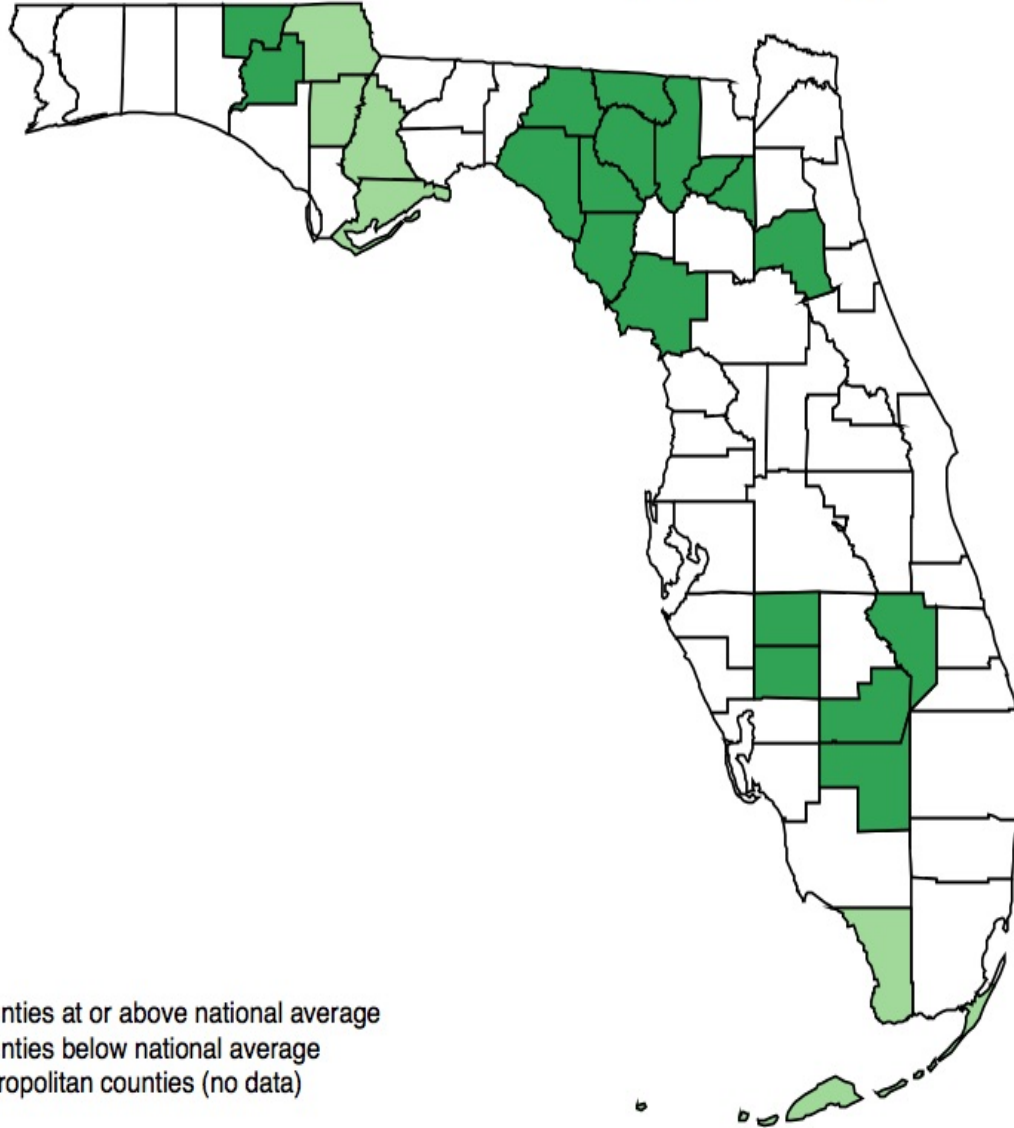
Hardee County	68%
DeSoto County	67%
Madison County	64%
Okeechobee County	64%
Glades County	63%
Hamilton County	61%
Hendry County	61%
Suwannee County	60%
Putnam County	59%
Dixie County	58%

■ Counties at or above national average
■ Counties below national average
■ Metropolitan counties (no data)

Note: The national weighted average for percent of children with Medicaid coverage in small towns and rural areas is 45%. Data include CHIP.

Source: For information on sources and methodology, see The Georgetown Center for Children and Families' report, *Medicaid in Small Towns and Rural America: A Lifeline for Children, Families, and Communities*.

Percent of Adults with Medicaid Coverage in Small Towns and Rural Areas, by County, 2014/15



Florida Counties with Highest Share of Adults on Medicaid

DeSoto County	25%
Hardee County	24%
Madison County	22%
Hamilton County	21%
Dixie County	19%
Lafayette County	19%
Okeechobee County	19%
Putnam County	19%
Suwannee County	19%
Taylor County	19%

Counties at or above national average
 Counties below national average
 Metropolitan counties (no data)

Note: The national weighted average for percent of adults with Medicaid coverage in small towns and rural areas is 16%.

Source: For information on sources and methodology, see The Georgetown Center for Children and Families' report, *Medicaid in Small Towns and Rural America: A Lifeline for Children, Families, and Communities*.

A Look at Medicaid's Role for Seniors in Rural Areas and Small Towns in Florida

Unique Florida Senior Demographics

- Florida has the highest percentage of seniors (65+) in the nation.
- More than 1.6 million Floridians are aged 75+
- The 100+ population is the fastest growing age group by percentage
- More than 510,000 individuals in Florida live with Alzheimer's

Medicaid's Role for Seniors in Florida

- *Fills In Medicare Coverage Gaps:*
 - Long-term services & supports
 - Home and community based services
 - Nursing home care
 - Eyeglasses, hearing aids and dentures
- *Helps Low-income Beneficiaries With Medicare Cost-sharing*
 - Payment of Part B premiums- \$134 per month
 - Payment of subsidies for prescription drug coverage
 - Payment of other Medicare cost-sharing, such as deductibles and co-insurance

Medicaid Covers Vital Health Services for Thousands of Florida Seniors

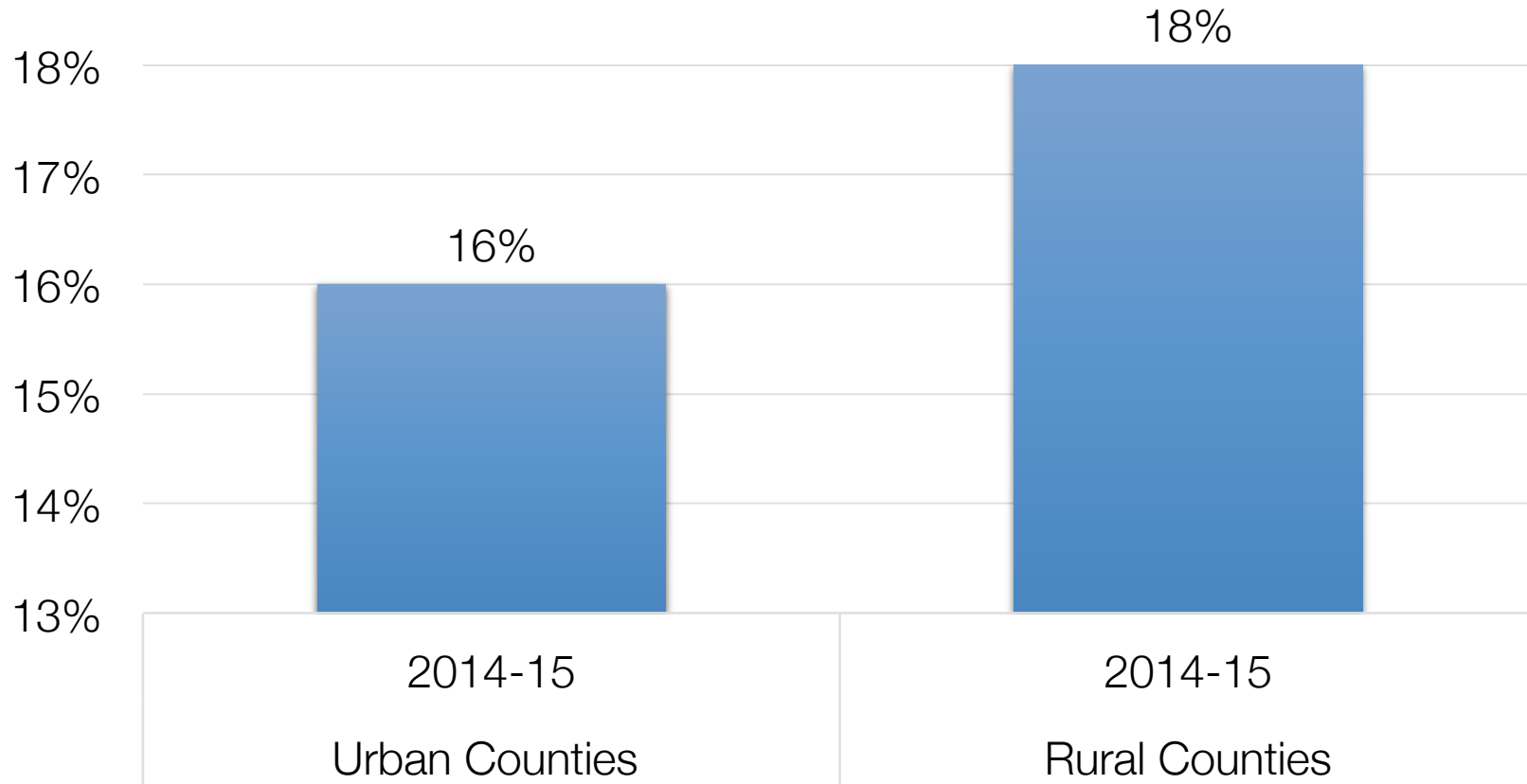
- 562,000 low-income seniors were covered by Medicaid in FY 2013
- 103,644 received Medicaid funded long term care services and supports in FY 2012

How does Florida compare to US?

- Nationally, the rates of Medicaid coverage are disproportionately higher in rural areas compared to metro areas for children and non-elderly adults. This is not true for seniors: 15% of seniors in rural areas have Medicaid coverage, compared to 16% of seniors in metro areas.
- However, in Florida, there is a higher share of seniors in rural areas (18%) compared to metro areas (16%) with Medicaid coverage.
- Florida is also one of 19 states where the share of seniors with Medicaid in small towns and rural areas is bigger than the national average, showing that Medicaid is even more important in these states.

	Seniors with Medicaid coverage in small towns and rural areas, 2014/15
Florida	18%
U.S.	15%

Medicaid Covers A Higher Share of Elderly Floridians in Rural Counties Than Urban Counties (FY 2014-15)



Small-town and rural counties in Florida with the largest share of seniors with Medicaid coverage

County	Percent of seniors with Medicaid coverage, 2014-2015
Hendry County	24%
Okeechobee County	22%
Jackson County	21%
Calhoun County	21%
Liberty County	20%
Putnam County	20%
Glades County	20%
Union County	19%
DeSoto County	19%
Hardee County	19%

Resources

- CCF's rural health policy project:
<https://ccf.georgetown.edu/topic/rural-health/>
- County level children's data:
<https://ccf.georgetown.edu/2017/06/06/state-data-on-child-health-coverage-in-small-towns-and-rural-areas/>
- County level adults' data:
<https://ccf.georgetown.edu/2017/06/06/state-data-on-adult-health-coverage-in-small-towns-and-rural-areas/>