

NEVADA

Latino Children's Health Coverage Facts

State officials' decisions about coverage options, especially in times of crises, have a profound effect on children and can exacerbate pre-existing racial and ethnic disparities. In Nevada, the uninsured rate for children overall is higher than the national average (8.2% vs. 5.2%). Additionally, Latino children are more than 1.5 times as likely to be uninsured than other children in the state (10.9% vs. 6.3%). Removing barriers to Medicaid and Nevada Check Up enrollment would help reduce this disparity.

Latino Kids' Coverage



Nevada is home to over **32,000** uninsured Latino kids



The uninsured rate for Latino kids in Nevada is **10.9%**

1.5x

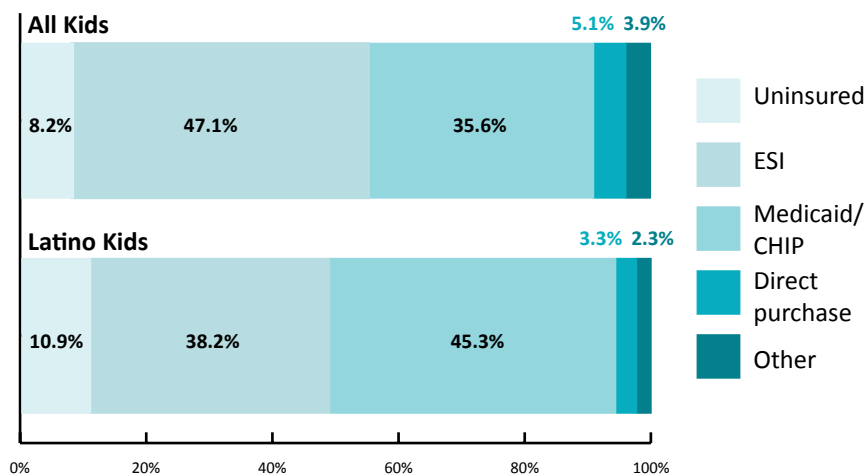
Latino kids are more than 1.5 times as likely to be uninsured compared to other kids

Medicaid and Latino Kids

While Medicaid and Nevada Check Up (CHIP) are important sources of coverage for all children in Nevada, they are especially important for Latino children. Latino families have a higher labor force participation rate than others in the country but are more likely to work in industries that do not offer employer-sponsored insurance (ESI). Medicaid and Nevada Check Up fill an important gap by providing affordable health coverage to these working families.

Medicaid/CHIP is the Largest Source of Coverage for Latino Kids

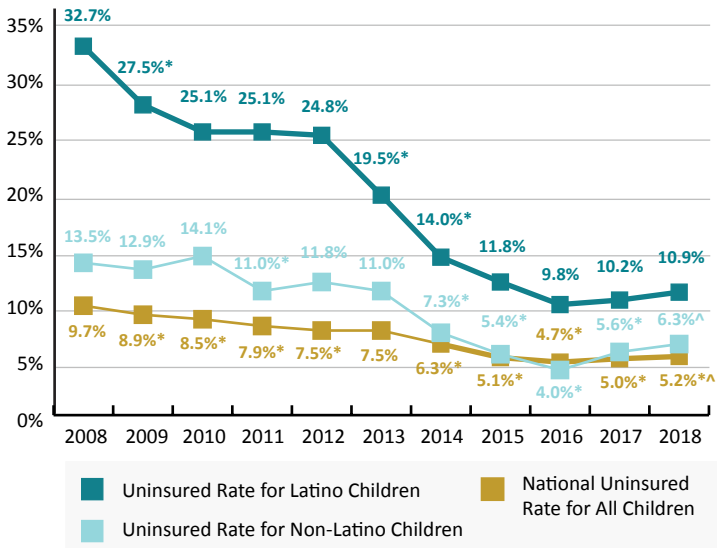
Coverage Sources for Kids in Nevada, 2018



Covering Parents Helps Children

Having health insurance like Medicaid improves families' health and economic security. When adults' health care needs are met, they are better equipped to support their children as they grow and learn.

Latino Child Trends Over Time



Coverage Disparities Persist

Child Uninsured Rates, 2008-2018

All children in Nevada are significantly more likely to be uninsured compared to the national average. Latino children make up 41.1% of all children in Nevada. Coverage rates for Latino children moved in the right direction until 2016. While Nevada made progress covering more children and narrowing coverage disparities for Latino children, Nevada's progress recently reversed as the uninsured rate for Latino children increased.

Note: * Change significant at the 90% confidence level and relative to prior year. ^ Change significant at the 90% confidence level (2016-2018).



Older Children are More Likely to be Uninsured

Latino Child Uninsured Rates in Nevada by Age, 2016 and 2018

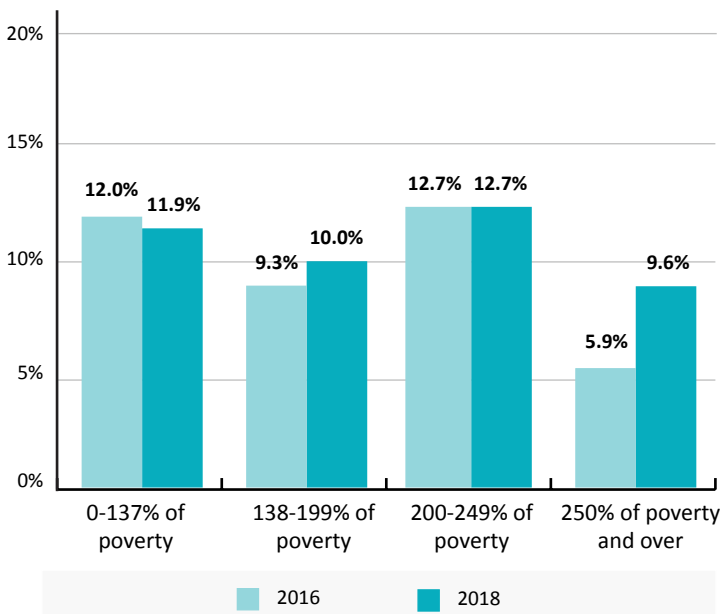
The uninsured rate for Latino children in Nevada increased for children 12 years old and younger between 2016 and 2018, with the sharpest increase for school-aged children 6 to 12 years old. Latino teens have the highest uninsured rates at 14.4%. Although over 96% of Nevada's Latino children are U.S. citizens, anti-immigrant rhetoric may lead parents to not enroll or renew their children's coverage out of fear.

0-5 years old		6-12 years old		13-18 years old	
2016	2018	2016	2018	2016	2018
6.6%	7.5%	6.1%	10.8%*	17.0%	14.4%

Families in All Income Groups Struggle to Access Coverage

Latino Child Uninsured Rates in Nevada by Census Poverty Threshold, 2016 and 2018

The uninsured rate for Latino children in Nevada increased for some income groups and stayed relatively flat for others between 2016 and 2018. Children in families earning between 200 and 249% of the poverty thresholds (about \$40,500-50,600 for a family of three) have the highest uninsured rate at 12.7%. Expanding Nevada Check Up to help support these working families would help reach more Latino children. The disproportionate job losses among Latinos during the COVID-19 pandemic could result in even more coverage losses.



Top 3 Nevada Counties and Congressional Districts with the Most Uninsured Latino Children, 2018

Counties and Congressional districts with large Latino child populations are more likely to have large numbers of uninsured Latino children, but state and local policies have an impact on the coverage rates.

Number & Rate of Uninsured Latino Children by County in Nevada

County	Number of Uninsured Latino Kids	Latino Kids Uninsured Rate
Clark County	25,516	11.2%
Washoe County	4,593	11.7%
Carson City	541	11.4%

Number & Rate of Uninsured Latino Children by Congressional District in Nevada

Congressional District (Geographic reference point)	Number of Uninsured Latino Kids	Latino Kids Uninsured Rate
District 1 (Downtown Las Vegas)	10,628	10.8%
District 4 (N Las Vegas/Southern Nevada)	9,088	9.9%
District 2 (Reno/Northern Nevada)	8,622	14.8%

Policy Recommendations

Health coverage is more important than ever. Any prior gains must be preserved especially as the economy falters. Some states have laid the groundwork to protect children by enacting policies to cover as many children as possible with more straightforward enrollment and renewal processes. Policymakers in Nevada can join these leaders and ensure that more children, including Latinos, receive health coverage by:



Adopting 12 months continuous coverage in Medicaid



Covering children in Nevada Check Up up to 250% of federal poverty line



Ending the lockout for nonpayment of Nevada Check Up premiums



Covering all children regardless of citizenship status



Conducting culturally and linguistically competent outreach



UnidosUS, formerly the National Council of La Raza (NCLR), is the nation's largest Latino civil rights and advocacy organization. Through our unique combination of research, advocacy, programs, and a national network of nearly 300 community-based Affiliate organizations across the country, we simultaneously challenge the social, economic, and political barriers that affect Latinos in the United States.



The Georgetown University Center for Children and Families (CCF) is an independent, nonpartisan policy and research center. As part of the McCourt School of Public Policy, CCF provides research, develops strategies, and offers solutions to improve the health of America's children and families, particularly those with low and moderate incomes.

Most uninsured children are eligible but not enrolled in Medicaid or Nevada Check Up. **To find out if your child is eligible for free or low-cost health coverage, go to www.insurekidsnow.gov.**

For more information about the methodology and sources, visit: <https://ccf.georgetown.edu/2020/06/29/fact-sheets-latino-childrens-health-coverage/>